

JOBSEEKER SUPPORT - TOI EDA QUARTERLY TA SUPPLEMENT

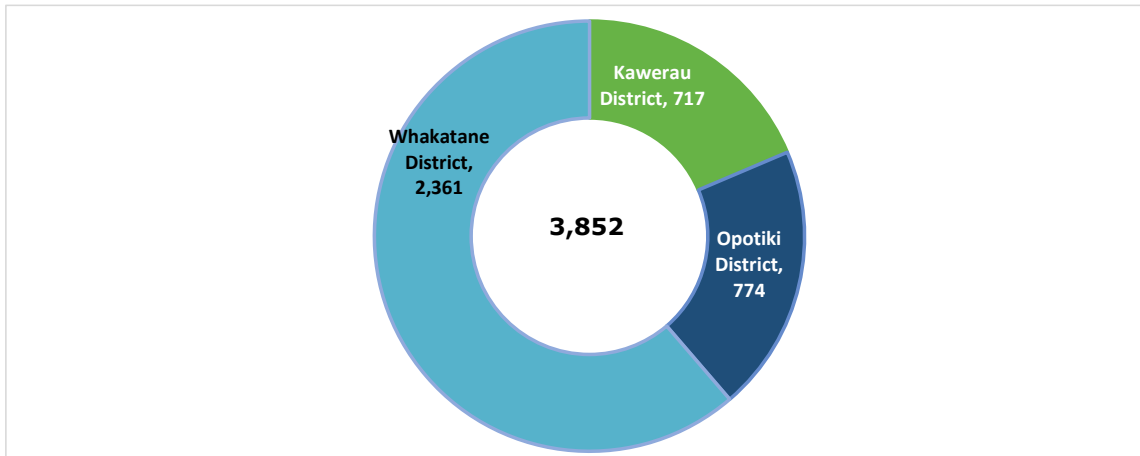
DATA TO: December 2022

INTRODUCTION

This page shows quarterly Jobseeker Support data and trends at the Territorial Authority (TA) level in the Eastern Bay of Plenty, incorporating both Jobseeker Work-Ready Support and Jobseeker Health Condition or Disability Support. This supplements Toi EDA's monthly updates of Jobseeker Work-Ready Support (only) compiled at the MSD Work and Income service centre level.

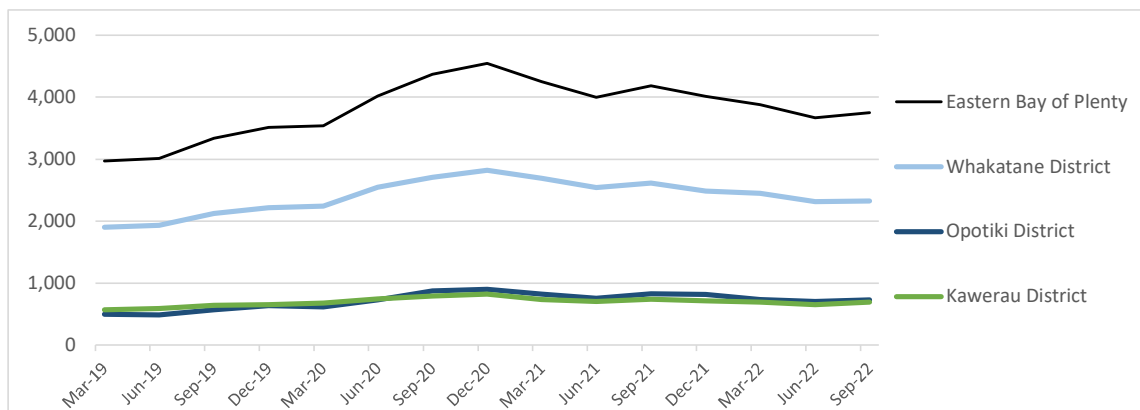
Jobseeker Support by TA in the Eastern Bay - latest data

There were 3,852 people receiving Jobseeker Support in the Eastern Bay at the end of December 2022, comprising 2,361 who lived in Whakatane, 774 Opotiki and 717 Kawerau.



Jobseeker Support by TA in the Eastern Bay - trend data

The number of Eastern Bay residents receiving Jobseeker Support is lower than a year ago but labour market recovery following the pandemic remains very slow. Latest quarterly TA data shows a 4% year-on-year reduction from 4,011 at the end of December 2021 to 3,852 in December 2022.



Note: There is a measurement change from the December 2021 quarter due to removal of the Subsequent Child policy in November 2021. This decreased the number of Jobseeker Support recipients and increased Sole Parent Support recipients.

JSS RATE (18-24 YRS) - TOI EDA QUARTERLY TA SUPPLEMENT

DATA TO: June 2022

INTRODUCTION

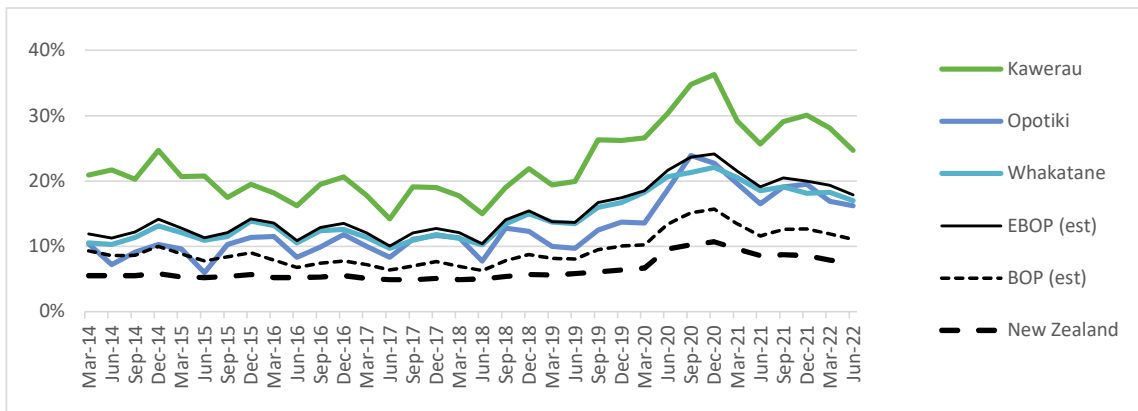
JSS Rate (18-24 yrs) is a youth-focused indicator which enables direct comparisons between territorial authorities (TAs) regardless of their population size differences. It is measured quarterly as the number of Job Seeker Support recipients aged 18-24 divided by the estimated population aged 18-24 within each territorial authority (TA) and for New Zealand overall. For this report, aggregate rates for the Eastern Bay sub-region and BOP Region are calculated using latest TA JSS rate data weighted by June 2021 TA estimated population of young people.

Data below includes both Jobseeker Work-Ready and Jobseeker Health Condition or Disability Support grants. The TA and national data below were collated and made publicly available quarterly by Dot Loves Data in partnership with the Mayors Taskforce for Jobs (MTFJ). There is typically several months' delay after MSD Benefit Fact Sheets are updated before 18-24 years JSS Rate data are made available.

JSS Rate (18-24 yrs) by TA in the Eastern Bay - trend data

The Eastern Bay's JSS Rate (18-24 yrs) has historically been in the range 10-15%, substantially higher than the national average of 5-6%. From 2018-19, the JSS Rate began rising at both the national and regional level. This adverse trend was exacerbated by the COVID-19 pandemic in 2020 and subsequent outbreaks in 2021. As at June 2022, the JSS Rate remains higher than historical levels.

In the June 2022 quarter, the Eastern Bay's JSS Rate (18-24 yrs) was highest in Kawerau (24.7%), followed by Whakatane (17.0%) and Opotiki (16.2%). The Eastern Bay overall JSS Rate was estimated to be approximately 17.9% compared to the BOP Region 11.1% and New Zealand overall 7.4%.



Source: Data from MTFJ Youth Employment Dashboard www.mtfj.co.nz/youth-employment-dashboard, with rate for Eastern Bay and BOP Region estimated using June 2021 estimated youth population weighting per TA.

Contact Toi EDA

For further information about employment, skills and training opportunities in the Eastern Bay, contact:

Email info@toi-eda.co.nz

Website www.toi-eda.co.nz